

**The Report on Athletic Program Participation Rates**

**and Financial Support Data**

**Millikin University**

**Published October 14, 2021**

**Male Teams**

In 2020-21, Millikin had 283 males that participated in sports based on the first date of competition.

Thirty of those athletes competed in two sports resulting in 253 unduplicated male athletes.

**Multiple Sport Break Down:**

One athlete participated in both baseball and men's golf

All Sports Combined—\$2,889,031

Revenues:

Revenue: \$3,749,167

Football—\$578,860

Men's Basketball—\$214,246

All Men's Teams except football and basketball—\$1,117,794

All Men's Sports Combined—\$1,910,900

All Women's Teams except women's basketball—\$800,234

All Sports Combined—\$2,889,031

0001 EADA 0

Institution: (147244)

User ID: E1472441

## Screening Questions

Please answer these questions carefully as your responses will determine which subsequent data entry screens are appropriate for your institution.

### 1. How will you report Operating (Game-day) Expenses?

- By Team       Per Participant

screen. However, because the survey system has to recalculate the totals, you must

re-save every screen.

and Cross  
Country  
(combined)

[Redacted]

[Redacted]

[Redacted]

[Redacted]

[Redacted]


[REDACTED]

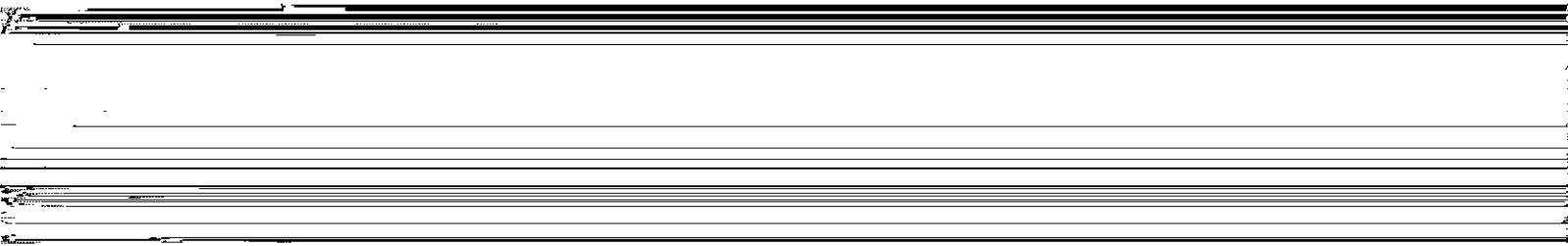
[REDACTED]

[REDACTED]

If you save the data on this screen, then return to the screen to make changes, please note you must re-save every screen because the survey system has to recalculate the







compensation for coaching. Do not include benefits on this screen.

Do not include volunteer coaches in calculating the average salary and the Full-Time Equivalent (FTE) Total.

For help calculating the FTE total click on the Instructions link on this screen.

Men's Teams

Women's  
Teams

1

2

3

4

5


6

7

8

9

# Assistant Coaches - Women's Teams





[REDACTED]

[REDACTED]

[REDACTED]

[REDACTED]

[REDACTED]

[REDACTED]







[REDACTED]

[REDACTED]

[REDACTED]

[REDACTED]

[REDACTED]





4 Advertising Expenses

0

0

0

5 Recruiting Expenses

31,927

14,068

45,995

140,315


614,711

177,770

have provided, or to help a prospective student-athlete make an informed choice of an athletics program.

This information will be viewable on the EADA public website. Please do not include the names of individuals or write messages to the help desk.

To explain specific data entered on a previous screen, please use the caveat box on that screen.



Fax (Optional)

[Redacted content]





# Athletic Department

Athletic Director Name

Craig White

# Chief Administrative Officer

Admin Name

Title

**Designated Reporting Year**

*\*Note: The reporting period must be 12 months. The dates for the reporting year should be consistent from year to year.*

Begins:

Ends:

