

Part 1: Survey Administration and Number of Responses

To complete PART 1 answer all of the following questions about how the survey was administered at your institution and the number of responses to the survey. This is to help the state task force understand how institutions collected data in the past and how to best collect data for completing each question are highlighted in blue.

Question Instructions and Responses

1A. If you have an IBHE FICE Code, please enter your institution's FICE code (see IBHEFI

2. Who is completing this form on behalf of the institution?

[Redacted]

[Redacted]

Laura Birch, Institutional Research

Enter email and/or phone number for each person completing this form on behalf of the institution
lbirch@millikin.edu 217-420-6661

Enter Month, Date, and Year. If ~~to~~ what is the name of your institution?

[Redacted]

5/20/2024

Describe number of weeks the survey was open for participation
6 weeks

[Redacted]

[Redacted]

[Redacted]

[Redacted]

[Redacted]

[Redacted]

[Redacted]

13. How many total students were invited to complete the survey?

Strongly Disagree	Disagree	Neutral	Agree	Strongly Agree	Prefer not to respond	Total number of participants who responded to this question
NR	NR	NR		37	37 NR	94

Strongly Disagree	Disagree	Neutral	Agree	Strongly Agree	Prefer not to respond	Total number of participants who responded to this question
NR	NR		24	33	20 NR	94

Strongly Disagree	Disagree	Neutral	Agree	Strongly Agree	Prefer not to respond	Total number of participants who responded to this question
NR	NR	NR		36 NR	NR	94

16. Using the scale provided, please indicate the degree to which you agree or disagree with the following statements about sexual misconduct.

Strongly Disagree	Disagree	Neutral	Agree	Strongly Agree	Prefer not to respond	Total number of participants who responded to this question
NR		30	21 NR	NR	NR	95

Report the number of people who chose each response. However, if there are less than 20 responses to any answer DO NOT give a number, and instead, enter NR for not reportable.

16b. I don't think there is much I can do about sexual misconduct on this campus.

Strongly Disagree	Disagree	Neutral	Agree	Strongly Agree	Prefer not to respond	Total number of participants who responded to this question
NR		21	22	30 NR	NR	95

Report the number of people who chose each response. However, if there are less than 20 responses to any answer DO NOT give a number, and instead, enter NR for not reportable.

16c. There isn't much need for me to think about sexual misconduct while at [INSTITUTION].


Strongly Disagree	Disagree	Neutral	Agree	Strongly Agree	Prefer not to respond	Total number of participants who responded to this question
NR		27	23 NR	NR	NR	95

Report the number of people who chose each response. However, if there are less than 20 responses to any answer DO NOT give a number, and instead, enter NR for not reportable.

Strongly Disagree	Disagree	Neutral	Agree	Strongly Agree	Prefer not to respond	Total number of participants who responded to this question
	27	33 NR	NR	NR	NR	94



Strongly Disagree Disagree Neutral Agree Strongly Agree





Response Category	Count
Strongly Disagree	45
Disagree	NR
Neutral	NR
Agree	NR
Strongly Agree	NR
Prefer not to respond	NR
Total number of participants who responded to this question	80




Response Category	Count
Strongly Disagree	12.6001
Disagree	Tm (NR)
Neutral	Tj ET EMC
Agree	/P 253(nd)T8(d t)2.0
Strongly Agree	MCI61DC Q7().
Prefer not to respond	r-77c(82.65 ng1)10 6.24 160.444 -0 0 6.24 262.44 457. 2/MCI61DC Q7().
Total number of participants who responded to this question	r-77c(82.65 ng1)1CID 29 >>BD







None	1 Time	2-3 Times	4 or More Times	Prefer not to respond	Total number of participants who responded to this question
40	NR	NR	NR	NR	76



None	1 Time	2-3 Times	4 or More Times	Prefer not to respond	Total number of participants who responded to this question
51	NR	NR	NR	NR	76



None	1 Time	2-3 Times	4 or More Times	Prefer not to respond	Total number of participants who responded to this question
46	NR	NR	NR	NR	76



None	1 Time	2-3 Times	4 or More Times	Prefer not to respond	Total number of participants who responded to this question
43	NR	NR	NR	NR	75



None	1 Time	2-3 Times	4 or More Times	Prefer not to respond	Total number of participants who responded to this question
54	NR	NR	NR	NR	76



None	1 Time	2-3 Times	4 or More Times	Prefer not to respond	Total number of participants who responded to this question



Report the number of people who chose each response. However, if there are less than 20 responses to any answer DO NOT give a number, and instead, enter NR for not reportable.

	None	1 Time	2-3 Times	4 or More Times	Prefer not to respond	Total number of participants who responded to this question
21k. Touched you in a way that made you feel uncomfortable.	54	NR	NR	NR	NR	76

Report the number of people who chose each response. However, if there are less than 20 responses to any answer DO NOT give a number, and instead, enter NR for not reportable.

	None	1 Time	2-3 Times	4 or More Times	Prefer not to respond	Total number of participants who responded to this question
21l. Made unwanted attempts to stroke, fondle, or kiss you.	62	NR	NR	NR	NR	76

Report the number of people who chose each response. However, if there are less than 20 responses to any answer DO NOT give a number, and instead, enter NR for not reportable.

	None	1 Time	2-3 Times	4 or More Times	Prefer not to respond	Total number of participants who responded to this question
21m. Made you feel like you were being bribed with a date rape drug or alcohol.	67	NR	NR	NR	NR	74

Report the number of people who chose each response. However, if there are less than 20 responses to any answer DO NOT give a number, and instead, enter NR for not reportable.

	None	1 Time	2-3 Times	4 or More Times	Prefer not to respond	Total number of participants who responded to this question
21n. Made you feel like you were being bribed with a date rape drug or alcohol.	65	NR	NR	NR	NR	76

Report the number of people who chose each response. However, if there are less than 20 responses to any answer DO NOT give a number, and instead, enter NR for not reportable.

	None	1 Time	2-3 Times	4 or More Times	Prefer not to respond	Total number of participants who responded to this question
21o. Treated you badly for refusing to have sex.	64	NR	NR	NR	NR	76

Report the number of people who chose each response. However, if there are less than 20 responses to any answer DO NOT give a number, and instead, enter NR for not reportable.

	None	1 Time	2-3 Times	4 or More Times	Prefer not to respond	Total number of participants who responded to this question
21p. Implied better treatment if you submitted to sexual advances.	65	NR	NR	NR	NR	76

Report the number of people who chose each response. However, if there are less than 20 responses to any answer DO NOT give a number, and instead, enter NR for not reportable.

	None	1 Time	2-3 Times	4 or More Times	Prefer not to respond	Total number of participants who responded to this question
21q. Sent or posted unwelcome sexual comments, jokes or pictures to you or about you by text, email, social media or other electronic means.	59	NR	NR	NR	NR	76

None	1 Time 62 NR	2-3 Times NR	4 or More Times NR	Prefer not to respond NR	Total number of participants who responded to this question 76
------	-----------------	-----------------	-----------------------	-----------------------------	---

None	1 Time 62 NR	2-3 Times NR	4 or More Times NR	Prefer not to respond NR	Total number of participants who responded to this question 76
------	-----------------	-----------------	-----------------------	-----------------------------	---

On campus, in an academic building (classroom, library etc.)	On campus, in a nonacademic, nonresidential building or some other location	On campus, in a dormitory or other campus housing (not a fraternity or sorority house)	In a fraternity or sorority house	Study abroad, study away, or other off-campus study program	Off-campus internship	Off campus, at an apartment, restaurant, bar, or another location	Electronically	Prefer not to respond	Other	Total number of participants who responded to this question 25
NR	NR	NR	NR	NR	NR	NR	NR	NR	NR	

Yes	No 26	Total number of participants who responded to this question 24	50
-----	----------	---	----

Sexist or sexually offensive language, gestures or pictures	Unwanted sexual attention	Unwanted touching	Subtle or explicit bribes or threats	Prefer not to respond	Other	Total number of participants who responded to this question 25
NR	NR	NR	NR	NR	NR	

Student	Student teaching assistant	Faculty or instructor	Research staff	Other staff or administrator	Coach or trainer	Alumni	Other person associated with [INSTITUTION] (e.g., internship, study abroad)	The person was not associated with [INSTITUTION]
---------	----------------------------	-----------------------	----------------	------------------------------	------------------	--------	---	--

None	1 Time	2-3 Times	4 or More Times	Prefer not to respond	Total number of participants who responded to this question
66	NR	NR	NR	NR	72

None	1 Time	2-3 Times	4 or More Times	Prefer not to respond	Total number of participants who responded to this question
69	NR	NR	NR	NR	72

None	1 Time	2-3 Times	4 or More Times	Prefer not to respond	Total number of participants who responded to this question
62	NR	NR	NR	NR	72

None	1 Time	2-3 Times	4 or More Times	Prefer not to respond	Total number of participants who responded to this question
61	NR	NR	NR	NR	72

34i. Spread rumors about you online, whether they were based on truth or not.

Report the number of people who chose each response. However, if there are less than 20 responses to any answer DO NOT give the number, and instead, enter NR for not reportable.

35. Where did this happen?

On campus, in a nonacademic, nonresidential building or some other location	On campus, in an academic building (classroom, library, theatre and arts etc.)	On campus, in a dormitory or other campus housing (not a fraternity or sorority house)	On campus, in a fraternity or sorority house	Study abroad, study away, or other off-campus study program	Off-campus internship	Off campus, at an apartment, restaurant, bar, or another location	Electronically	Prefer not to respond	Other	Total number of participants who responded to this question
NR	NR	NR	NR	NR	NR	NR	NR	NR	NR	NR

Q BT /TT3 1 Tf 0.003 Tc 0.002 Tw 6.24 -0 0 6.24 160.44 294 Tm [(R)7.5(ep)-2.2(o)-3.3(rt)11.1(t)11.1(h)-2.2(e n)-2.2(u)-2.2(m)5.5(b)-2.2(er o)-3.2(f p)-2.2(eo)-3.3(p)-2.2(l)1.3(e w)6.5(h)-2.2(o)-3.3(c)-4.1(h)-2.2(o)-3.2(s)7.3(e ea)-2.3(c)-4(h)-2.3(res)7.4(124(eo)-3.3(p)-2.1 Tw 6.24 -0 0 6.24 11.4 584 29

			Total number of participants who responded to this question
Yes	No		21
NR	NR		



		Local law enforcement (city, county, or state)	
On-campus counseling	Non-institution counseling support		Campus public safety/security



None	1 Time 63 NR	2-3 Times NR	4 or More Times NR	Prefer not to respond NR	Total number of participants who responded to this question 69

None	1 Time 67 NR	2-3 Times NR	4 or More Times NR	Prefer not to respond NR	Total number of participants who responded to this question 68

None	1 Time 66 NR	2-3 Times NR	4 or More Times NR	Prefer not to respond NR	Total number of participants who responded to this question 69

None	1 Time 62 NR	2-3 Times NR	4 or More Times NR	Prefer not to respond NR	Total number of participants who responded to this question 68

None	1 Time 66 NR	2-3 Times NR	4 or More Times NR	Prefer not to respond NR	Total number of participants who responded to this question 69

None	1 Time 66 NR	2-3 Times NR	4 or More Times NR	Prefer not to respond NR	Total number of participants who responded to this question 69

On campus, in a nonacademic, nonresidential building or some other location (classroom, library, athletic arenas, etc.)	On campus, in a dormitory or other campus housing (not a fraternity or sorority house)	In a fraternity or sorority house	Study abroad, study away, or other off-campus study program	Off-campus internship	Off campus, at an apartment, restaurant, bar, or another location	Electronically	Prefer not to respond	Other	Total number of participants who responded to this question



On-campus counseling	Non-institution counseling support	Local law enforcement (city, county, or state police)	Campus public safety/security	On-campus survivor support services and/or advocacy	Off-campus support and/or advocacy services (e.g., rape crisis center)	Medical care, whether on or off-campus	Campus legal services	Campus Title IX office	Other services	Prefer not to respond	Total number of participants who responded to this question
NR	NR	NR	NR	NR	NR	NR	NR	NR	NR	NR	NR




On-campus counseling	Non-institution counseling support	Local law enforcement (city, county, or state police)	Campus public safety/security	On-campus survivor support services and/or advocacy	Off-campus support and/or advocacy services (e.g., rape crisis center)	Medical care, whether on or off-campus	Campus legal services	Campus Title IX office	Other services	Prefer not to respond	Total number of participants who responded to this question
NR	NR	NR	NR	NR	NR	NR	NR	NR	NR	NR	NR



I did not know where to go or who to tell	I felt embarrassed or that it would be too emotionally difficult	I did not think anyone would believe me	I did not think it was serious enough to contact any of these programs or resources	I did not want the person to get into trouble	I feared negative academic, social or professional consequences	I feared it would not be kept confidential	I could handle it myself
---	--	---	---	---	---	--	--------------------------







Yes NR	No NR	Prefer not to respond NR	Total number of participants who responded to this question NR
-----------	----------	--------------------------------	--



Yes NR	No NR	Prefer not to NR	Total number of participants who responded to this question NR
-----------	----------	---------------------	--



Yes	No	Prefer not to	Total number of participants who responded to this question
-----	----	---------------	--



NR	NR	Prefer not to NR	Total number of participants who responded to this question NR
----	----	---------------------	--



Student NR	Student teaching assistant NR	Faculty or instructor NR	Research NR	Other staff or staff administrator NR	Coach or trainer NR	NR	Other person associated with [INSTITUTION] (e.g., internship, study abroad) NR	The person was not associated with NR	Unsure about association with NR	Total number of participants who responded to this question NR
---------------	-------------------------------------	--------------------------------	----------------	---	------------------------	----	---	--	--	--



64. Please describe the gender(s) of the individual(s) who	Genderqueer/gen er non- conforming/non- binary	Man	Prefer not to	P	r	e	f	responded to this	t	o	S	e	l	f	-
Woman	NR	NR	NR	NR	NR	NR	NR	NR	NR	NR	NR	NR	NR	NR	NR



65. Had the other person been consuming alcohol or drugs just prior to the incident?	They had been consuming alcoho NR	They had been consuming drugs NR	They had been consuming both alcohol and drugs NR	They had not been consuming either alcohol or drugs NR	I don't know NR	Prefer not to NR	Total number of participants who responded to this question NR
---	---	--	--	---	--------------------	---------------------	--

[Redacted]						
I had been consuming alcohol	I had been consuming drugs	I am certain I was given drugs or alcohol without my knowledge or consent	I believe I was given drugs or alcohol without my knowledge or consent, but I am not certain	I had not been consuming alcohol or drugs	Prefer not to respond	Total number of participants who responded to this question
NR	NR	NR	NR	NR	NR	NR

[Redacted]			
Yes	No	Prefer not to respond	Total number of participants who responded to this question
NR	NR	NR	NR

[Redacted]							
School Personnel (Administration, Resident Assistants, etc.)	School Faculty (Professors, Coaches, etc.)	Friends, family (Trusted Social Circle)	Community Based Organizations	Health & Wellness Providers (Physician, Counselor,	Hotline (Local or National)	Local Law Enforcement (City, County, or State Police)	Campus Security

[Redacted]

[Redacted]

[Redacted]

Report the number of people who chose each response. However, if there are less than 20 responses to any answer, DO NOT give the number, and instead, enter NR for not reportable.

	Yes	No	Prefer not to respond	Total number of participants who responded to this question
79. Was your withdrawal from a class(es) influenced by the experience(s) identified above at [INSTITUTION]?	NR	NR	NR	NR

Report the number of people who chose each response. However, if there are less than 20 responses to any answer, DO NOT give the number, and instead, enter NR for not reportable.

	Yes	No	Prefer not to respond	Total number of participants who responded to this question
80. Have you ever been placed on academic probation at [INSTITUTION]?	NR	NR	NR	NR

Report the number of people who chose each response. However, if there are less than 20 responses to any answer, DO NOT give the number, and instead, enter NR for not reportable.

	Yes	No	Prefer not to respond	Total number of participants who responded to this question
81. Was being placed on academic probation influenced by experiences of sexual misconduct at [INSTITUTION]?	NR	NR	NR	NR

INSTITUTIONAL RESPONSES SECTION

Question Instructions and Responses

82. In thinking about the events related to sexual misconduct described in the previous sections, did [INSTITUTION] play a role by...

Report the number of people who chose each response. However, if there are less than 20 responses to any answer DO NOT give the number, and instead, enter NR for not reportable.

	Yes	No	Prefer not to respond	Does not apply	Total number of participants who responded to this question
82a. Actively supporting you with either formal or informal resources (e.g., counseling, academic services, advocacy services, meetings, or phone calls)?	NR	NR	NR	NR	NR

Report the number of people who chose each response. However, if there are less than 20 responses to any answer DO NOT give the number, and instead, enter NR for not reportable.

	Yes	No	Prefer not to respond	Does not apply	Total number of participants who responded to this question
82b. Taking your report seriously?	NR	NR	NR	NR	NR

Report the number of people who chose each response. However, if there are less than 20 responses to any answer DO NOT give the number, and instead, enter NR for not reportable.

	Yes	No	Prefer not to respond	Does not apply	Total number of participants who responded to this question
82c. Allowing you to have a say in how your report was handled?	NR	NR	NR	NR	NR

[Redacted]				
Yes NR	No NR	Prefer not to respond NR	Does not apply NR	Total number of participants who responded to this question NR

[Redacted]				
Yes NR	No NR	Prefer not to respond NR	Does not apply NR	Total number of participants who responded to this question NR

85. If you reported or were considering making a report of sexual misconduct to [INSTITUTION], please indicate your experience(s) of the following:

[Redacted]				
Yes NR	No NR	Prefer not to respond NR	Does not apply NR	Total number of participants who responded to this question NR


[Redacted]				
Yes NR	No NR	Prefer not to respond NR	Does not apply NR	Total number of participants who responded to this question NR

[Redacted]				
Yes NR	No NR	Prefer not to respond NR	Does not apply NR	Total number of participants who responded to this question NR

[Redacted]				
Yes NR	No NR	Prefer not to respond NR	Does not apply NR	Total number of participants who responded to this question NR

[Redacted]				
Yes NR	No NR	Prefer not to respond NR	Does not apply NR	Total number of participants who responded to this question NR





Strongly Disagree	Disagree	Neutral	Agree	Strongly Agree	Prefer not to respond	Total number of participants who responded to this question
NR	NR	NR		27	NR	66


90. If you experienced sexual misconduct and you told friends/peers at [INSTITUTION], how would they respond?



Strongly Disagree	Disagree	Neutral	Agree	Strongly Agree	Prefer not to respond	Total number of participants who responded to this question
	27	25	NR	NR	NR	63



Strongly Disagree	Disagree	Neutral	Agree	Strongly Agree	Prefer not to respond	Total number of participants who responded to this question
NR	NR	NR		31	22	63



Strongly Disagree	Disagree	Neutral	Agree	Strongly Agree	Prefer not to respond	Total number of participants who responded to this question
NR						

